







Booth Customization Form

RETURN this form along with Method of Payment Form by March 16, 2012 to PAUL SPERANO:
 psperano@imcenters.com · Fax 336.821.1586 · Tel 336.821.1540
 All painting must be done by ShowManagement approved contractor.

Company Name _____
Booth Number _____
Contact _____
Phone _____
E-mail _____

Step one: COLOR

Due to fire code requirements, all painting must done by Show Management approved contractors. Sherwin Williams is the official paint supplier for Market Square & Suites, so as part of your booth rental fee, we will paint the exterior walls of your booth any of the standard colors shown below at no additional cost. Simply check the color you would like below. If you would prefer to select your own color, please include the Sherwin

<input type="checkbox"/>		<input type="checkbox"/>		<input type="checkbox"/>		<input type="checkbox"/>		<input type="checkbox"/>		<input type="checkbox"/>	
	SW 7012 Creamy		SW 7050 Useful Gray		SW 7036 Accessible Beige		SW 6252 Ice Cube		SW 6700 Daybreak		SW 6421 Celery

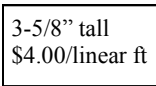
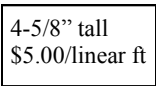


Due to individual computer monitor limitations, colors seen here may not accurately reflect Sherwin-Williams paint colors. To confirm your color choices, visit your neighborhood Sherwin-Williams store and refer to the in-store color cards.

For a charge of \$200.00, I have selected my own color from the Sherwin Williams color deck: Color Number _____ Color Name _____

Step two: CROWN MOLDING

One of the great advantages to our hard wall system is the ability to add detail to your display. We have negotiated a special rate to add crown molding to your booth. Please select molding height and color below.



<input type="checkbox"/>		<input type="checkbox"/>		<input type="checkbox"/>		<input type="checkbox"/>	
	3-5/8" tall \$4.00/linear ft		4-5/8" tall \$5.00/linear ft		SW 7008 Alabaster		SW 7006 Extra White

Due to individual computer monitor limitations, colors seen here may not accurately reflect Sherwin-Williams paint colors. To confirm your color choices, visit your neighborhood Sherwin-Williams store and refer to the in-store color cards.

Booth number* _____
 *Show Management will determine the amount of molding needed based on the floor plans

Step three: MAKE IT YOUR OWN

If you would like to customize your Suite in any way that involves construction (i.e, special flooring, custom lighting), let us know. Paul Sperano will work with you to implement your plan and give you quotes for the costs involved. Specify your needs. Include a description, floor plan, drawings, etc, to assist us in realizing your goal,
